

Fill out this form and email / fax form to [info@rockwoodmfg.com](mailto:info@rockwoodmfg.com) / 800-922-9212.

**Customer Information**

Contact Name: \_\_\_\_\_

Date: \_\_\_\_\_

Company Name: \_\_\_\_\_

Account #: \_\_\_\_\_

Address: \_\_\_\_\_

Phone #/Fax #: \_\_\_\_\_

City/State/Zip: \_\_\_\_\_

Email: \_\_\_\_\_

**Select a Door Edge**

- |                     |                              |                              |                              |                               |
|---------------------|------------------------------|------------------------------|------------------------------|-------------------------------|
| <b>Mortised</b>     | <input type="checkbox"/> 300 | <input type="checkbox"/> 301 | <input type="checkbox"/> 302 | <input type="checkbox"/> 302B |
| <b>Non-Mortised</b> | <input type="checkbox"/> 304 | <input type="checkbox"/> 305 | <input type="checkbox"/> 306 | <input type="checkbox"/> 306B |
- 

Quantity: \_\_\_\_\_

Tag. Nos.: \_\_\_\_\_

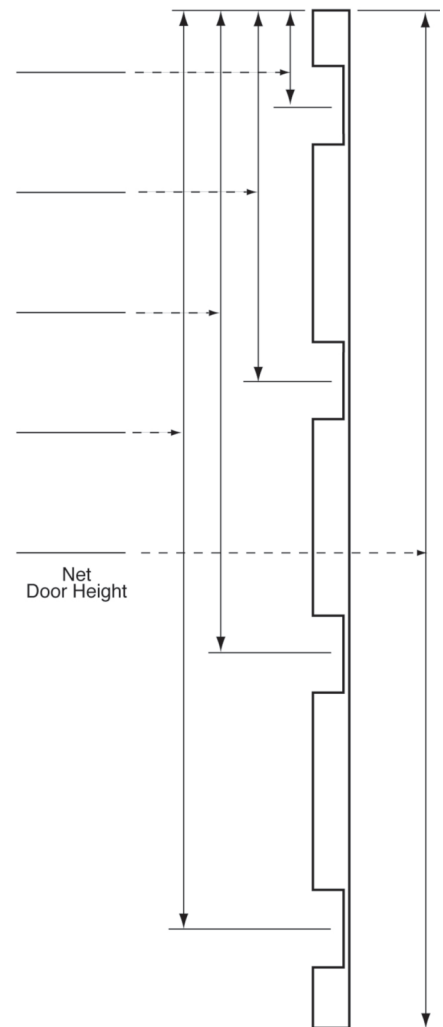
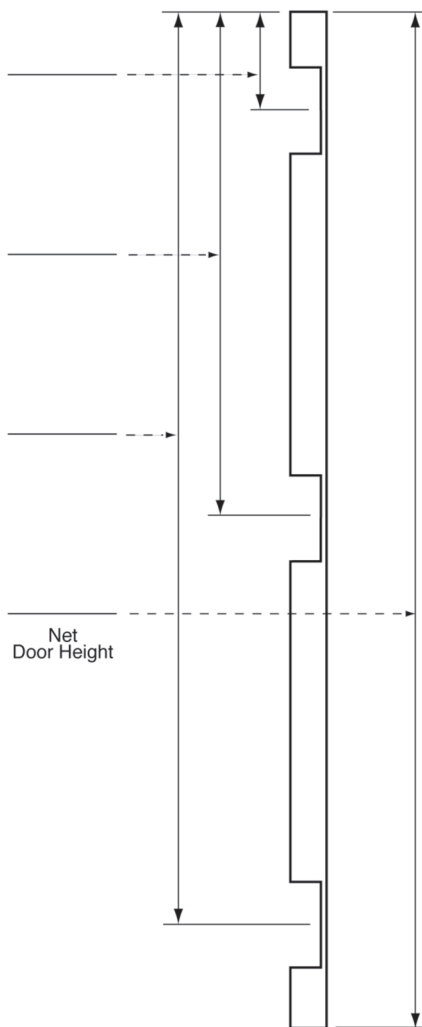
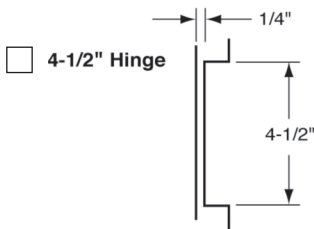
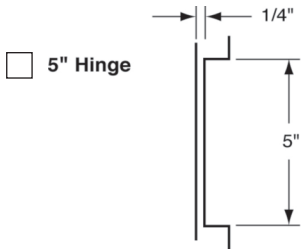
Handing: \_\_\_\_\_

Other  \_\_\_\_\_

**Select Hinge Size, Door Type and Fill in Dimensions**

**Door with 3 Hinges**

**Door with 4 Hinges**



**NOTE:** Your door thickness is a nominal dimension. Doors can vary + or - 1/16" from the nominal dimension. When ordering, verify actual door thickness to assure a working fit of the door edge.