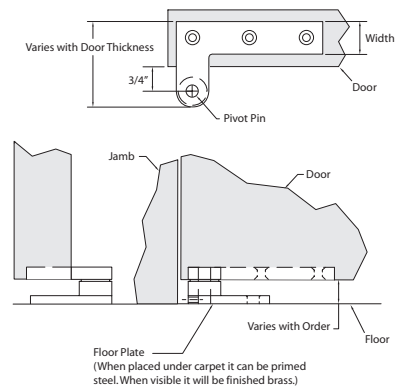
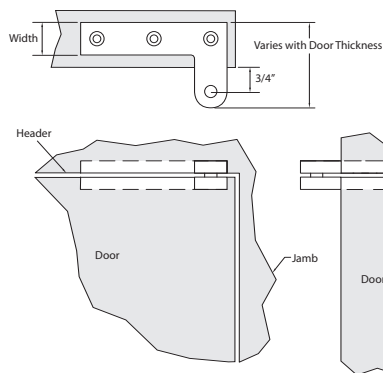



Our offset pivots are precision manufactured for smooth operation and durability. They are available in standard duty or heavy duty versions in configurations for most applications. See our Architectural Hardware catalog for more styles and ordering information.

Custom Pivots



Standard Head Pivots

| Pull No. | Width | Material Size |
|----------|-------|-------------------------------------|
| CP10 | 1" | 3/8" thick for doors up to 200 lbs. |
| CP10HD | 1" | 1/2" thick for doors over 200 lbs. |
| CP20 | 7/8" | 3/8" thick for doors up to 200 lbs. |
| CP20HD | 7/8" | 1/2" thick for doors over 200 lbs. |

Standard Floor Pivots

| Pull No. | Width | Material Size |
|----------|-------|-------------------------------------|
| CP40 | 1" | 3/8" thick for doors up to 200 lbs. |
| CP40HD | 1" | 1/2" thick for doors over 200 lbs. |
| CP50 | 7/8" | 3/8" thick for doors up to 200 lbs. |
| CP50HD | 7/8" | 1/2" thick for doors over 200 lbs. |

Base Materials: Brass